

Shock-Safe Fuseholder, 5 x 20 / 6.3 x 32 mm, Slotted Cap / Fingergrip, Snap-in stepless



Shock-Safe Fuseholder
 Socket with Fingergrip Cap

Shock-Safe Fuseholder
 Socket with Slotted Cap

500 VAC · 4 W/16 A (VDE) · 600 VAC/VDC · 32 A (UL/CSA)

See below:
[Approvals and Compliances](#)

Description

- Fuseholder for 600 VAC applications
- Fuseholder with high rated power acceptance
- Screw type fuse carrier

Unique Selling Proposition

- Fuseholder for high performance applications
- High protection class IP67
- Easy, stepless snap-in mounting

Applications


- Equipment with three-phase supply (400 VAC)
- Applications with rated current up to 16 A (VDE)

References

Weblinks

[pdf data sheet](#), [html datasheet](#), [General Product Information](#), [Distributor-Stock-Check](#), [Accessories](#), [Detailed request for product](#), [Microsite](#)

Technical Data

Shock-Safe Category	PC2
Fuse-Link	5 x 20 / 6.3 x 32 mm
Mounting	Panel mount, Front Side
Attachment	Snap-in
Terminal	Solder / Quick-Connect 6.3 x 0.8 mm
Rated Voltage	500 VAC (VDE), 600 VAC/VDC (UL/CSA)
Rated current	16 A (VDE), 32 A (UL/CSA)
Rated Power Acceptance IEC	4 W / 16 A @ Ta 23 °C Admissible power acceptance at higher ambient temperature see derating curves
Degree of Protection	IP67
Protection Class	Suitable for appliances with protection class I or II acc. to IEC 61140
Admissible Ambient Temp.	-40 °C to 85 °C
Climatic Category	40/085/21 acc. to IEC 60068-1
Material: Socket	Thermoplastic, black, UL 94V-0
Material: Terminals	Tin-Plated Copper
Unit Weight	36.1 g / 39.4 g
Storage Conditions	0 °C to 60 °C, max. 70% r.h.
Product Marking	 Type, Rated Voltage, Power Rating, Rated current, Certification marks

Soldering Methods	Iron Soldering Profile
Solderability	350 °C / 3 sec acc. to IEC 60068-2-20, Test Ta, method 2
Resistance to Soldering Heat	350 °C / 10 sec acc. to IEC 60068-2-20
Contact Resistance	≤ 10 mΩ at 100 mA acc. to IEC 60127-6
Dielectric Strength	> 3 kV between live parts (50 Hz: 1 min)
Impulse Withstand Voltage	> 4 kV between live parts
Insulation Resistance	≥ 10 MΩ between live parts (500 VDC: 1 min)
Overvoltage Category	III acc. to IEC 60664-1
Pollution Degree	3 acc. to IEC 60664-1
Resistance to Vibration	acc. to IEC 60068-2-6, test Fc
Panel Thickness	1.0 - 3.0 mm

Approvals and Compliances



Detailed information on product approvals, code requirements, usage instructions and detailed test conditions can be looked up in [Details about Approvals](#)

SCHURTER products are designed for use in industrial environments. They have approvals from independent testing bodies according to national and international standards. Products with specific characteristics and requirements such as required in the automotive sector according to IATF 16949, medical technology according to ISO 13485 or in the aerospace industry can be offered exclusively with customer-specific, individual agreements by SCHURTER.

Approvals




The approval mark is used by the testing authorities to certify compliance with the safety requirements placed on electronic products.

Approval Reference Type: FUS

Approval Logo	Certificates	Certification Body	Description
	VDE Approvals	VDE	VDE Certificate Number: 40044384
	UL Approvals	UL	UR File Number: E39328



Product standards

Product standards that are referenced

Organization	Design	Standard	Description
	Designed according to	IEC 60127-6	Miniature fuses. Part 6. Fuse-holders for miniature fuse-links
	Designed according to	UL 4248-1	Industrial Control Equipment
	Designed according to	CSA C22.2 no. 4248.1	Industrial Control Equipment







Application standards

Application standards where the product can be used

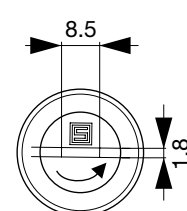
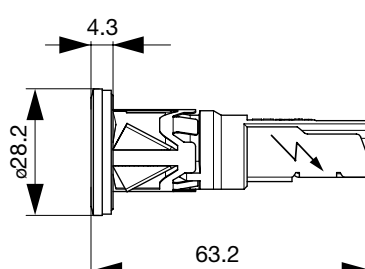
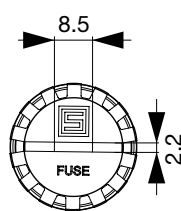
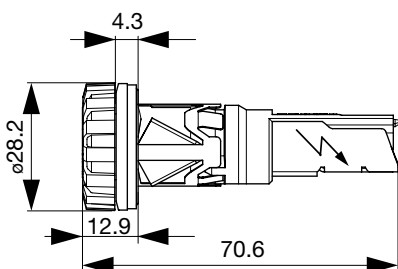
Organization	Design	Standard	Description
	Suitable for applications acc.	IEC/UL 62368-1	Audio/video, information and communication technology equipment - Part 1: Safety requirements
	Suitable for applications acc.	IEC 60335-1	Safety of electrical appliances for household and similar purposes. Meets the requirements for appliances in unattended use. This includes the enhanced requirements of glow wire tests acc. to IEC 60695-2-11 or -12 & -13.

Compliances

The product complies with following Guide Lines

Identification	Details	Initiator	Description
	CE declaration of conformity	SCHURTER AG	The CE marking declares that the product complies with the applicable requirements laid down in the harmonisation of Community legislation on its affixing in accordance with EU Regulation 765/2008.
	UKCA declaration of conformity	SCHURTER AG	The UKCA marking declares that the product complies with the applicable requirements laid down in the British Amendment of Regulation (EC) 765/2008.
	RoHS	SCHURTER AG	Directive RoHS 2011/65/EU, Amendment (EU) 2015/863
	China RoHS	SCHURTER AG	The law SJ / T 11363-2006 (China RoHS) has been in force since 1 March 2007. It is similar to the EU directive RoHS.
	REACH	SCHURTER AG	On 1 June 2007, Regulation (EC) No 1907/2006 on the Registration, Evaluation, Authorization and Restriction of Chemicals 1 (abbreviated as "REACH") entered into force.
	White Paper Glow wire test	SCHURTER AG	Meets the requirements of IEC 60335-1 for appliances in unattended use. This includes the enhanced requirements of glow wire tests acc. to IEC 60695-2-11 or -12 & -13.

Dimension [mm]



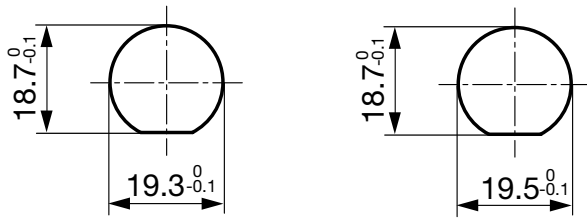
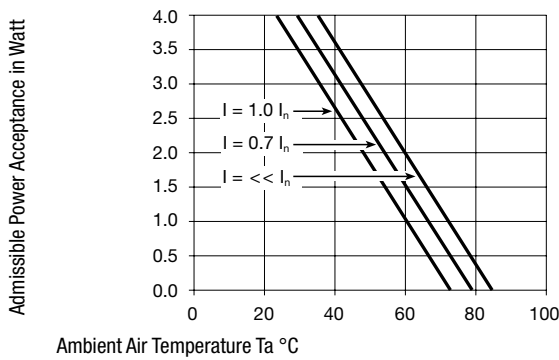


Plate thickness 1mm

Plate thickness 1.5, 2.0, 3.0mm

Derating Curves



All Variants

Holder	Cap	Fuse-Link	Terminal	Degree of Protection	Order Number
●	slotted	5 x 20mm	Quick-Connect 6.3 x 0.8 mm	IP67	0031.9156
●	slotted	6.3 x 32mm	Quick-Connect 6.3 x 0.8 mm	IP67	0031.9157
●	Fingergrip	5 x 20mm	Quick-Connect 6.3 x 0.8 mm	IP67	0031.9158
●	Fingergrip	6.3 x 32mm	Quick-Connect 6.3 x 0.8 mm	IP67	0031.9159
●	slotted	5 x 20mm	Solder	IP67	0031.9160
●	slotted	6.3 x 32mm	Solder	IP67	0031.9161
●	Fingergrip	5 x 20mm	Solder	IP67	0031.9162
●	Fingergrip	6.3 x 32mm	Solder	IP67	0031.9163

Most Popular.

Availability for all products can be searched real-time: <https://www.schurter.com/en/info-center/support-tools/stock-check-distributors>

Packaging Unit

Bulk (25 pcs.)

Accessories

Description



Cover_FIZ_FUL
 Insulation Cover for FIZ, FUL, FUS