

## IEC Plug I, Cord Connector (Rewireable), Straight



70° C

**Description**

Screwing cable terminal, Pin temperature 70 °C, Protection class I, Cable

- Note: Please order pvc strain relief separately, mating strain reliefs please find under accessories.

**Approvals**

- VDE Certificate Number: 40008629
- UL File Number: E45115
- CSA File Number: 27324

**References**

We recommend for new applications the type [4796](#)

This type is Phase-out without alternate type

Last order possibility: 31.05.2011

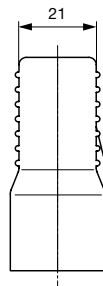
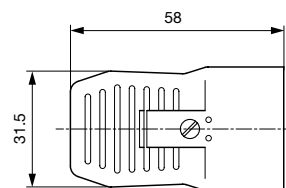
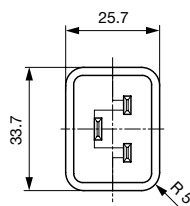
**Weblinks**

[pdf](#), [html](#), [General Product Information](#), [Approvals](#), [RoHS](#), [CHINA-RoHS](#), [Mating Connectors](#), [e-Shop](#), [SCHURTER-Stock-Check](#), [Distributor-Stock-Check](#), [Accessories](#)

**Technical Data**

Ratings IEC	16 A / 250 VAC; 50 Hz
Ratings UL/CSA	21 A / 250 VAC; 60 Hz
Dielectric Strength	> 4 kVAC between L-N > 2 kVAC between L/N-PE (1 min/50 Hz)
Allowable Operation Temp.	-25 °C to 70 °C
Degree of Protection	from front side IP 40 acc. to IEC 60529
Protection Class	Suitable for appliances with protection class 1 acc. to IEC 61140
Terminal	Screw clamps
Material: Housing	PA6, black / grey / white, UL 94V-0

Plug	I acc. to IEC/EN 60320-1 UL 498, CSA C22.2 no. 42 (for cold conditions) pin-temperature 70 °C, 16A, Protection Class 1
------	---

**Dimensions**


## Config. Code

0106 - H - A B C 0 - D - E J

The characters are placeholders for the correspondingly keys of selections from the key tables.

0106 - H - A B C 0 - D - E J = Type

Type	Configuration key
protection class 1	X

0106 - H - A B C 0 - D - E J = Terminals

Terminal L	Configuration key
screw terminal	A

0106 - H - A B C 0 - D - E J = Terminals

Terminal N	Configuration key
screw terminal	A

Symbols similar as in table A

0106 - H - A B C 0 - D - E J = Terminals

Terminal Ground	Configuration key
screw terminal	A

Symbols similar as in table A

0106 - H - A B C 0 - D - E J = Color

Color	Configuration key
Black	A
Grey	B
White	D

0106 - H - A B C 0 - D - E J = Style

Style	Configuration key
for cord assembly	8

0106 - H - A B C 0 - D - E J = Condition

Condition	Configuration key
assembled	1
disassembled	2

## Variants

Config. Code	Description	Order Number
0106-X-AAA0-A-81	0106, IEC Plug, I, 70°C, version: 1, L: screw terminal, N: screw terminal, ground: screw terminal, color: Black, design: for cord assembly, condition:assembled	4310.0008
0106-X-AAA0-B-81	0106, IEC Plug, I, 70°C, version: 1, L: screw terminal, N: screw terminal, ground: screw terminal, color: Grey, design: for cord assembly, condition:assembled	4310.0009

The listed variants should be available from stock Other versions on request [www.schurter.com/contact](http://www.schurter.com/contact)

**Packaging unit** 50 Pcs

## Accessories

### Description



4311.0063  
PVC Strain Relief



4311.0064  
PVC Strain Relief



4311.9301  
PVC Strain Relief

**Mating Outlets/Connectors**

Category / Description



[Appliance inlets/-outletsOverview complete](#)

Plug Coupler IEC C20 / IEC J, Screw-on Mounting	4730
---	------

[Appliance inlets/-outletsfurther types to0106](#)



[Appliance OutletOverview complete](#)

IEC Appliance Outlet J, Screw-on Mounting, Front Side, Solder or Quick-connect Terminal	0723
IEC Appliance Outlet J, Snap-in Mounting, Front Side, IDC Terminal	4710
IEC Appliance Outlet J, Snap-in/Screw-on Mounting, Front Side, Solder or Quick-connect Terminal	4797
IEC Appliance Outlet J, Snap-in Mounting, Front Side, Quick-connect Terminal	5013
IEC Appliance Outlet J, Screw-on Mounting, Front Side, Quick-connect Terminal	5016

[Appliance Outletfurther types to0106](#)

...

[ConnectorOverview complete](#)



IEC Connector C19, Rewireable, Straight	0104
IEC Connector C19, Rewireable, Angled	1651
IEC Connector C19, Rewireable, Straight	1652
IEC Connector C19, Rewireable, Angled	4790
IEC Connector C19, Rewireable, Straight	4795

[Connectorfurther types to0106](#)