


Cost optimized pulse transformers for THT mounting, short rise time



Description

- High insulation rating (>2.2 kVAC) between the primary and the secondary windings
- Small coupling capacitances between primary and secondary windings limit transient feedback from the power supply side to the control electronics
- Cost optimized design
- The defined partial discharge voltage guarantees an effectively unlimited serviceable life

Standards

- VDE 110b

Applications

- Galvanic separation of drive- and power-circuit
- Mainly used in ignition circuits with Thyristors, Triacs, power transistors and IGBT's
- DC/DC converters
- Line coupling transformers in high speed data transmission

References

Weblinks

[pdf](#), [html](#), [General Product Information](#), [Approvals](#), [RoHS](#), [CHINA-RoHS](#), [e-Store](#), [SCHURTER-Stock-Check](#), [Distributor-Stock-Check](#)

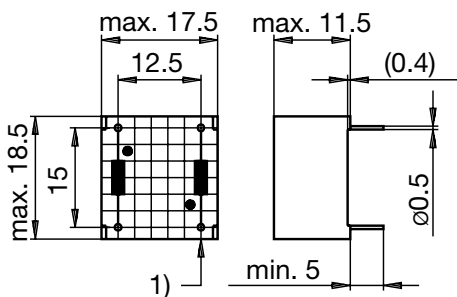
Technical Data

Rated voltage	up to 500 VAC
Voltage Time Integral	150 - 300 V μ s
Pulse Rise Time	0.1 - 0.3 μ s
Turns Ratio	1:1, 2:1, 3:1, 1:1:1
Terminal technic	THT
Weight	7 g
Material: Housing	UL 94V-0
Sealing Compound	UL 94V-0

Climatic Category	25/100/21 acc. to IEC 60068-1
Allowable Operation Temp.	-25 °C to 70 °C

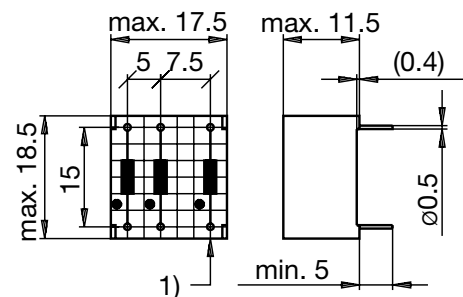
Dimensions

Case 05-7



1) Prim.

Case 05-8



1) Prim.

Variants

Turns Ratio	T_r [μ s]	I_{ign} [A]	U_{VAC} [V]	U_{isol} [kV]	$U_s \times T_w$ [V μ s]	L_s [mH]	R_p [Ω]	R_s [Ω]	C_c [pF]	P_m [W]	Weight [g]	Packing unit [pcs.]	Housing	Order Number
1:1	0.2	1.0	500	3.2	300	2.5	0.7	0.7	60	0.5	7	50	05-7	ILR-11-0001
1:1:1	0.1	0.25	500	3.2	150	0.5	0.3	0.3	30	0.5	7	50	05-8	ILR-10-0001
2:1	0.3	1.0	500	3.2	200	2.5	1	0.3	50	0.5	7	50	05-7	ILR-11-0002
3:1	0.3	1.0	500	3.2	200	5.0	1.2	0.3	40	0.5	7	50	05-7	ILR-11-0003