

Voltage Selector Insert to KE, CE, KG, CG

Voltage selector inserts for power entry modules, types KE, CE, KG, CG



To be used with drawer for KE, CE, KG, CG



Description

- Component:
Drop-in type, Switching Unit
- 1 Function:
Voltage selector insert (step switch)
- Up to four different switch positions
- Approved together with power entry module

Other versions on request

- Fuse drawer with other voltage values

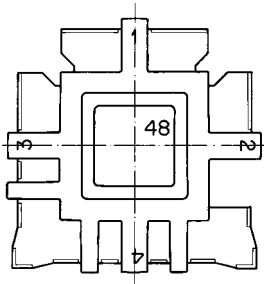
References

Fits to type: CE; CG; CG-Bowdencable; KE; KG; KG-Bowdencable

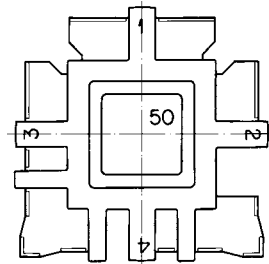
Weblinks

[pdf](#), [html](#), [General Product Information](#), [Approvals](#), [RoHS](#), [CHINA-RoHS](#), [Mating Connectors](#), [e-Shop](#), [SCHURTER-Stock-Check](#), [Distributor-Stock-Check](#), [Accessories](#)

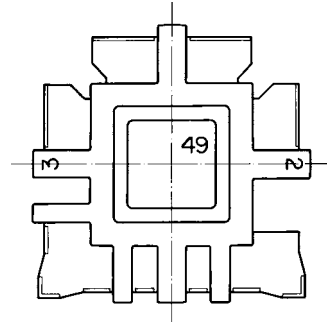
Dimensions



Switch position 1

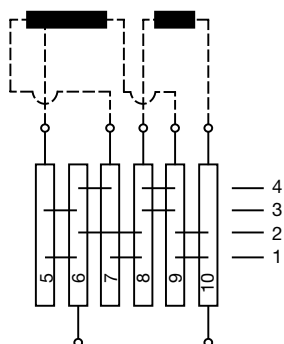


Switch position 2



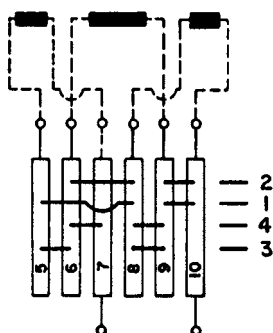
Diagrams

System No. 1



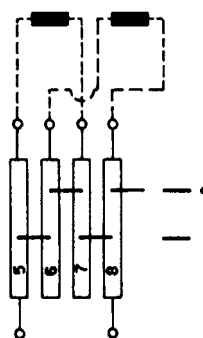
2 separate windings, one with a tap
3 or 4 switch positions
2 separate windings one with a tap
3 or 4 switch positions

System No. 3



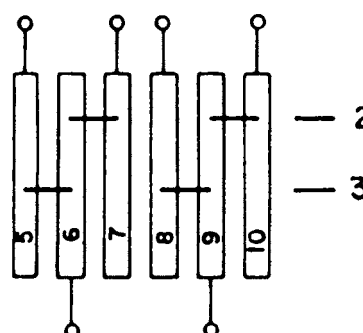
3 separate windings
3 or 4 switch positions
3 separate windings
3 or 4 switch positions

System No. 2



2 separate windings
2 switch positions
2 separate windings
2 switch positions

System No. 4



2-pole change over switch
2-pole change-over switch

Voltage Selector Inserts

Switch position	System No.	Voltage marking, switch position				Order Number
		1	2	3	4	
1	-	-	-	-	-	4305.0048.00
1	1	100	120	220	240	4305.0048.01
1	3	130	110	240	220	4305.0048.02
1	2	110	-	-	220	4305.0048.03
1	3	-	110	240	220	4305.0048.04
1	2	115	-	-	230	4305.0048.05
1	1	130	110	240	220	4305.0048.08
1	2	120	-	-	240	4305.0048.09
1	1	100	115	-	230	4305.0048.10
1	2	230	-	-	110	4305.0048.11
1	1	240	230	220	200	4305.0048.15
1	4	-	115	230	-	4305.0048.17
1	1	-	110	220	-	4305.0048.18
1	1	100	120	230	240	4305.0048.20
1	1	110	130	230	50	4305.0048.21
1	2	911	-	-	087	4305.0048.22
1	-	110	115	215	230	4305.0048.23
1	-	100 V	115 V	215 V	230 V	4305.0048.24
1	2	100	-	-	200	4305.0048.25
1	-	-	911	-	087	4305.0048.28
1	-	100	120	220	230	4305.0048.30
3	-	-	-	-	-	4305.0049.00
3	4	-	027	011	-	4305.0049.07
3	4	-	115	230	-	4305.0049.17

Switch position	System No.	Voltage marking, switch position				Order Number
		1	2	3	4	
3	1	-	-	-	-	4305.0049.18
3	4	-	0&Z	011	-	4305.0049.19
2	-	-	-	-	-	4305.0050.00
2	3	130	110	240	220	4305.0050.02
2	3	-	110	240	220	4305.0050.04
2	3	150	110	-	220	4305.0050.06
2	3	-	-	-	-	4305.0050.26
2	-	100	120	220	-	4305.0050.30

Packaging unit 50 Pcs